

DESIGN DETAIL

16-WDE-002

CLIENT: WISCONSIN DELLS
DESCRIPTION: RIVER ARTS DISTRICT SIGN BRACKETS / 16-WDE-002

JOB SPECS

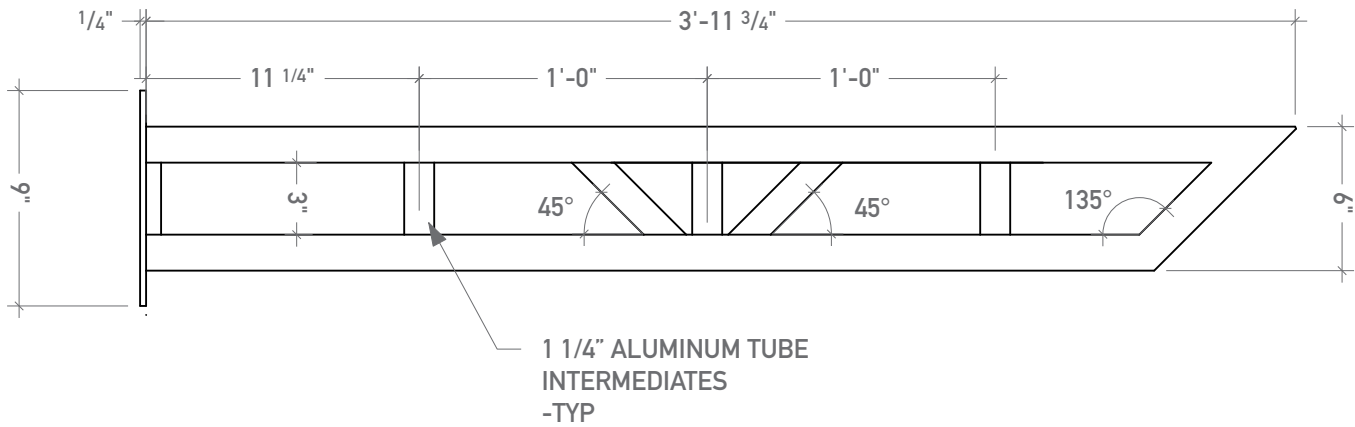
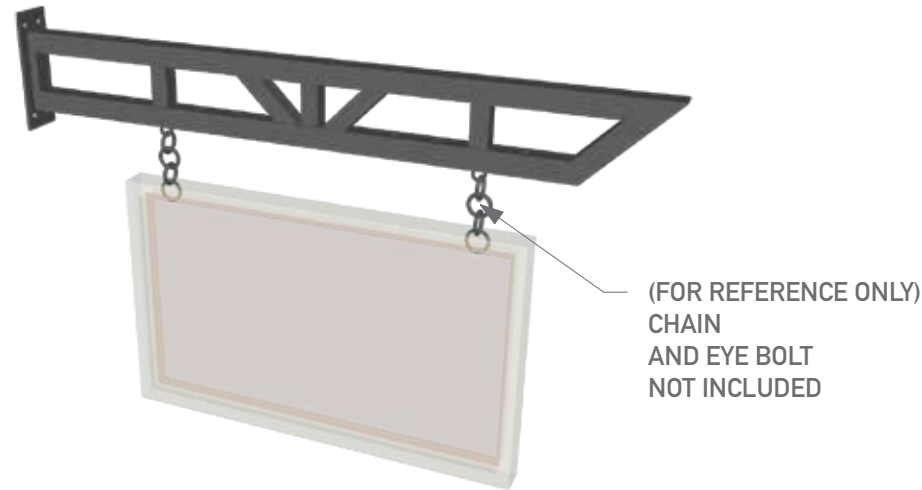
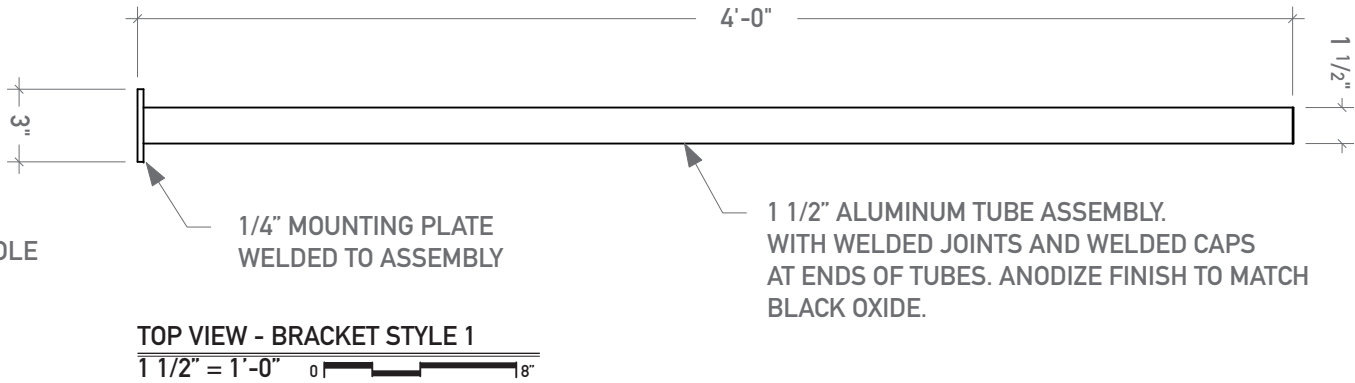
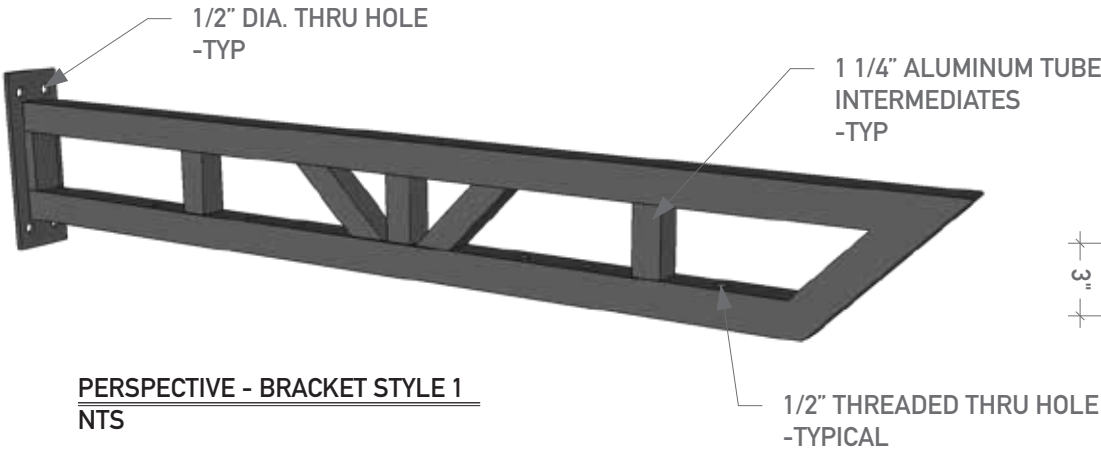
BRACKET FABRICATOR
BRACKET STYLE 1
Qty: ##
Overall Size: 4'-0"W x 9"H x 3"D

Fabricate bracket assembly with 1 1/2" aluminum tube. Use 1 1/4" aluminum tube for intermediates. Weld all joints. Cap off tube ends with welded caps. Grind all welds, debur, and ease all edges. Finish anodized or powder coated to a black oxide look. Drill 1/2" dia. threaded thru-holes through lower tube @ 3" on center to receive mounting eyebolt or threaded rod. Included two threaded eye bolts finished to match assembly. Drill 1/2" dia. thru holes in mounting plate. Threaded rod hangers not included.

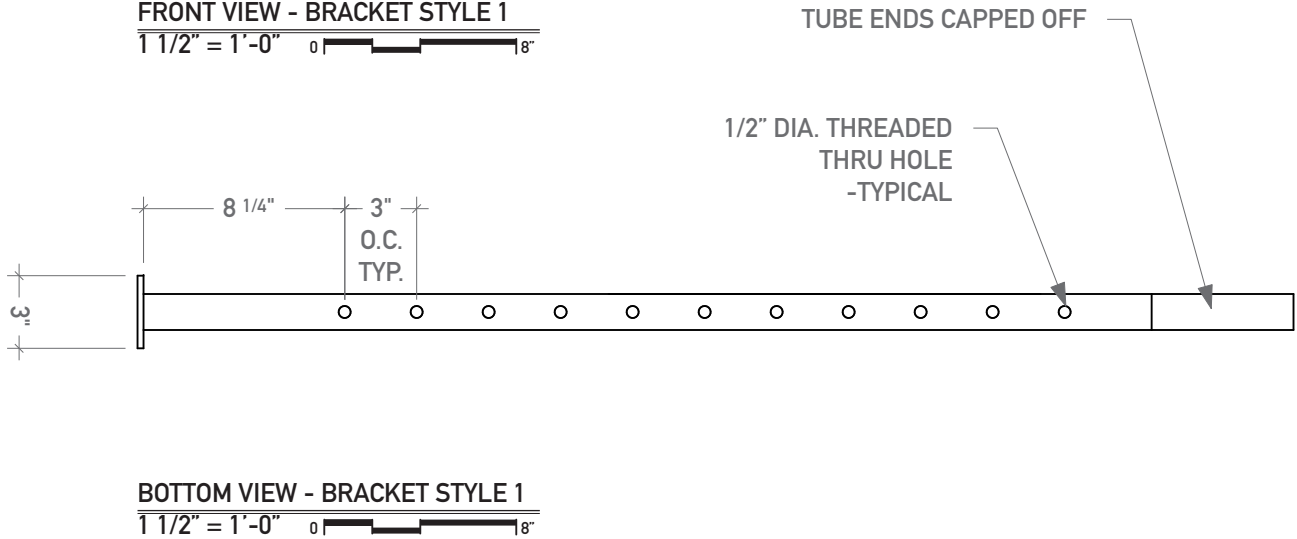
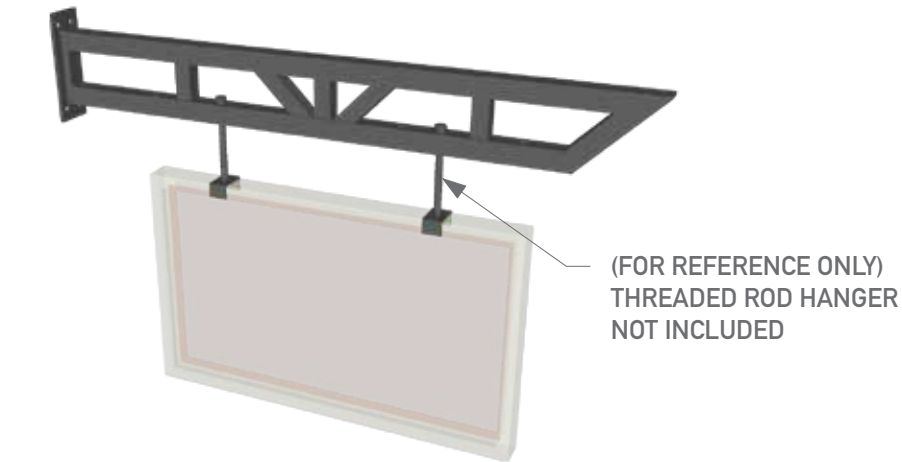
Sample Needed:
1. Submit finish color sample for approval.
2. Submit first bracket fabricated for approval before progressing with initial run of ##.

Ship To: City of Wisconsin Dells Public Works Department.

Save all templates, jigs, forms, and shop drawings for future orders.



PERSPECTIVE - BRACKET STYLE 1 CHAIN MOUNTING EXAMPLE
NTS



JOB SPECS

BRACKET FABRICATOR

BRACKET STYLE 2
Qty: ##
Overall Size: 3'-5 1/4"W x 9"H x 3"D

Fabricate bracket assembly extension arm with 1 1/2" Aluminum tube. Use 1" aluminum tube for intermediates. Use 1 1/4" aluminum tube for hangbar. Weld all joints. Cap off tube ends with welded caps. Grind all welds, debur, and ease all edges. Finish anodized or powder coated to a black oxide look. Drill 1/2" dia. threaded thru-holes through hangbar @ 3" on center to receive mounting eyebolt or threaded rod. Included two threaded eye bolts finished to match assembly. Drill 1/2" dia. thru holes in mounting plate. Threaded rod hangers not included.

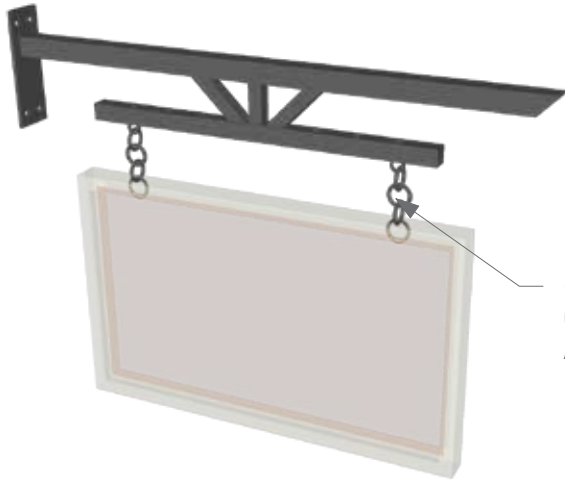
Sample Needed:
1. Submit finish color sample for approval.
2. Submit first bracket fabricated for approval before progressing with initial run of ##.

Ship To: City of Wisconsin Dells Public Works Department.

Save all templates, jigs, forms, and shop drawings for future orders.

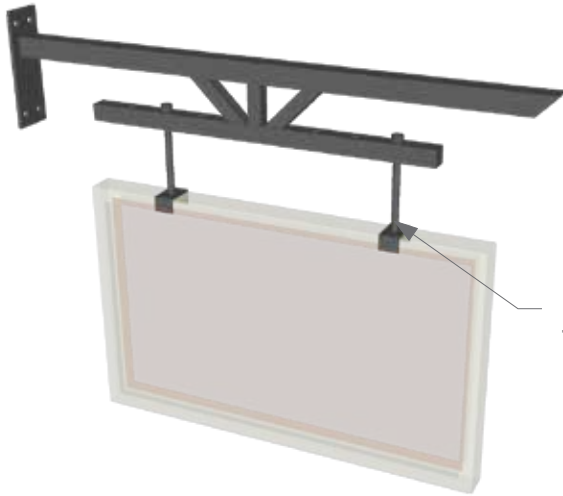


PERSPECTIVE - BRACKET STYLE 2
NTS



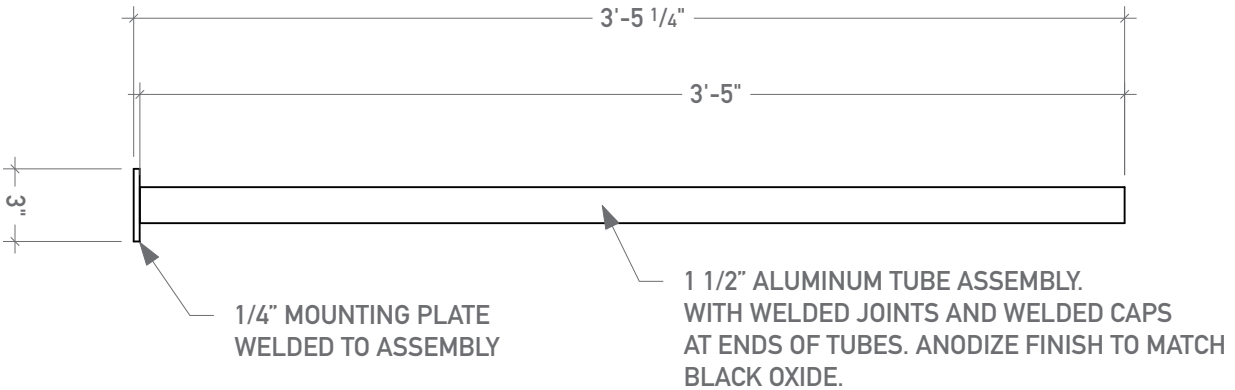
(FOR REFERENCE ONLY)
CHAIN
AND EYE BOLT
NOT INCLUDED

PERSPECTIVE - BRACKET STYLE 2 CHAIN MOUNTING EXAMPLE
NTS



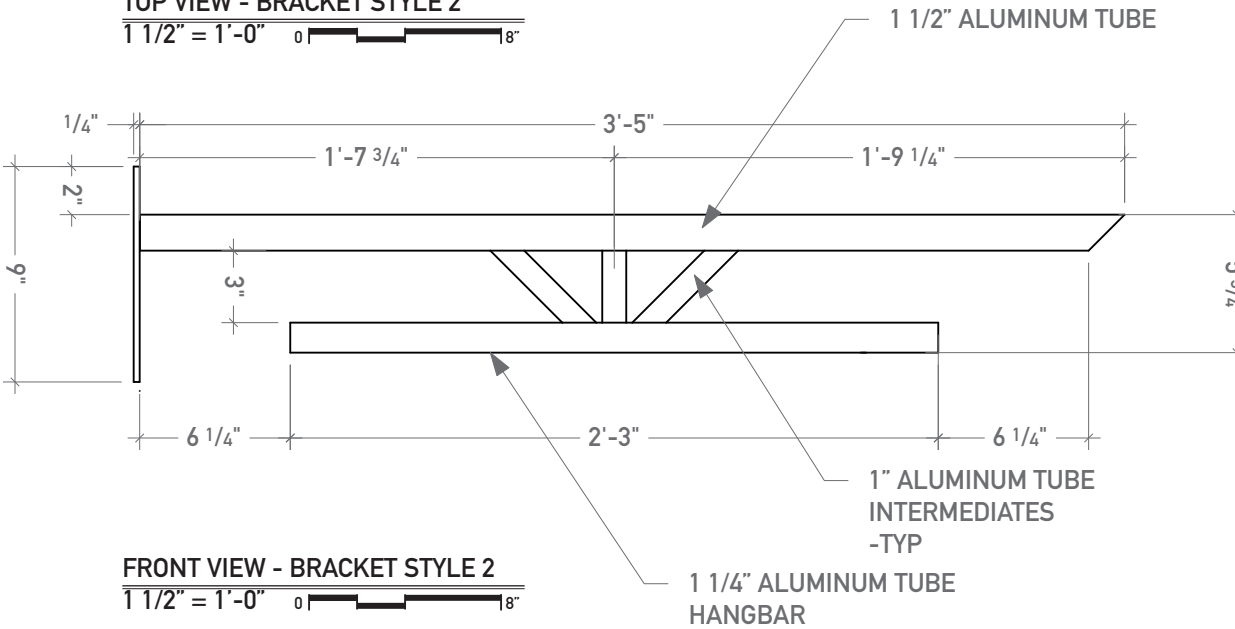
(FOR REFERENCE ONLY)
THREADED ROD HANGER
NOT INCLUDED

PERSPECTIVE - BRACKET STYLE 2 THREADED ROD EXAMPLE
NTS



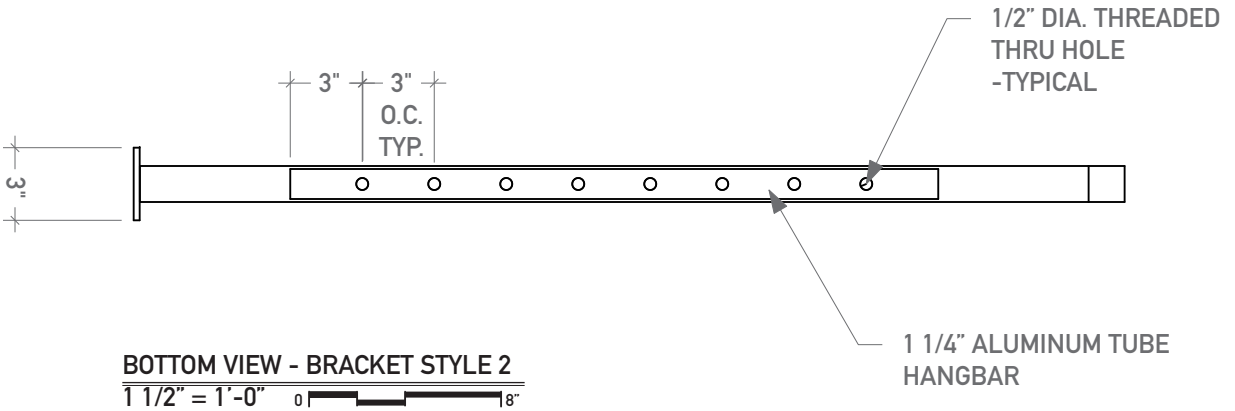
TOP VIEW - BRACKET STYLE 2

1 1/2" = 1'-0" 0 18"



FRONT VIEW - BRACKET STYLE 2

1 1/2" = 1'-0" 0 18"



BOTTOM VIEW - BRACKET STYLE 2

1 1/2" = 1'-0" 0 18"